

IM500 INSTRUMENT MIC





GENERAL INTRODUCTION

The IM500 is mainly used for wind instrument, string instrument and TOM drum. Its high SPL, small condenser microphone which make the IM500 an ideal tool for living show. Due to its integration gooseneck and fixed clamp design, you can feel the beautiful sound with superior flexibility. The cardioids polar pattern and the high front gain of sound feedback make IM500 more excellent. Gooseneck with a clamp it is very convenient for you to use. Mini XLR with 3M length's cable and a mini XLR adapter, you can direct connect to 48V phantom and you also can direct plug into wireless microphone transmitter.

FEATURES

- * Tiny and beautiful, it is easy for you to carry;
- * Gooseneck design helps you to adjust the direction;
- * Clamp design, it is easy to install on the instruments.

INSTALLMENT STEPS


<p>1</p> <p>A. IM500 B. XLR adaptor</p> 	<p>2</p> <p>Insert the XLR adaptor into mini 3-pin XLR</p> 
<p>3</p> <p>Clipping the clamp on the instrument;</p> <p>IM500's capsule and wind instruments can get too close to each other. Because air flow will influence sound quality, so please keep at least 5cm distance between them.</p> 	<p>4</p> <p>Connect 3-pin XLR to console, turn on 48V phantom power</p> 



If the instruments are too big, such as piano, the best way to capture the full range of the piano is to use two microphones.

Note: The other instruments' using steps are the same as wind instrument

HOW TO CONNECT A BODY PACK TRANSMITTER



- 1.Clamp the IM500 microphone on the instrument;
- 2.Connect IM500 mini 3-pin XLR to the body pack transmitter;
- 3.Attach the body pack transmitter to your belt, turn on the body pack transmitter, ready to use.

Note: the body pack transmitter must be mini XLR connector (the body pack transmitter should buy separately)

⚠ SAFETY PRECAUTIONS

- * Do not store the microphone under direct sunlight, near heating devices or in a hot, humid or dusty place. Do not allow the microphone to get wet;
- * Do not install near any heat sources such as radiators, heat registers, stoves, or other apparatus (including amplifiers) that produce heat;
- * Do not subject the microphone to strong impact;
- * Do not disassemble, modify or attempt to repair the microphone;
- * Clean only with dry cloth;
- * When this product is used for a long time, the microphone may become discolored due to ultraviolet light (especially direct sunlight) or wear.

SPECIFICATION

- * Type: Back electrets condenser
- * Polar pattern: Cardioid
- * Frequency response: 50Hz-18kHz
- * Sensitivity: -45dB±3dB
- * Output impedance: 250Ω±30%
- * Max SPL: 130dB
- * S/N ratio: ≥70dB
- * Power supply: 48V phantom

Copyright © Ningbo Alctron Electronics Technology CO.,LTD. All rights reserved. Specifications and appearance subject to change without notice.

Ningbo Alctron Electronics Technology CO.,LTD.
No.76 SanCheng Road, XiuFeng Industrial Area,GaoQiao Town, NingBo, China.
Tel:+0086 574 87150672
Fax:+86 574 87157176
E-mail:info@alctron-audio.com
www.alctron-audio.com

IM500 乐器麦克风

产品介绍

IM500主要用于吹奏管乐器和弦乐器以及TOM鼓，它的高声压级，小电容话筒是现场表演的理想选择。由于其集成鹅颈和夹子固定的设计，您能以优越的灵活性感受优美的音质。心型指向性，声反馈前增益高。带箱夹的鹅颈，非常方便的安置到管弦乐器之上。带MINI卡侬的3M长电缆线和一个MINI卡侬的转接头，可以直接接48V幻象电源供电，也可以直接插入无线话筒发射机。

特征

- * 小巧美观，方便携带；
- * 鹅颈管设计，随心调节方向；
- * 箱夹设计，方便安装到乐器上。

安装步骤

<p>1</p> <p>A. IM500 B. XLR 转接头</p> 	<p>2</p> <p>将XLR 转接头插入迷你3芯XLR</p> 
<p>3</p> <p>先将箱夹夹在乐器上；</p> <p>IM500的音头不能跟吹奏乐器靠的太近。因为靠的太近，吹奏时的气流会影响音质，请至少保持5CM的距离。</p> 	<p>4</p> <p>连接三芯卡侬到调音台，打开幻象电源。</p> 



如何连接无线腰包

如果乐器太大，比如钢琴，最好的方法是放两个麦克风来更好地全方位的拾音。

注意：
其它种类的乐器使用方法跟吹奏乐器是一样的。



1. 将IM500夹在乐器上；
 2. 将IM500迷你三芯卡侬接头连接无线腰包；
 3. 将无线腰包系在腰带上，打开无线腰包，就可以使用了。
- 注意：**无线腰包一定要是迷你卡侬接口（无线腰包需要另行购买）。

▲ 安全注意事项

- * 不要将麦克风存放在阳光直射下、暖气设备附近或湿热或多尘的地方。不要弄湿麦克风；
- * 请勿将本产品安装在热源附近，如暖气片，炉子或者其它产生热量的设备（包括功放器）；
- * 请勿使耳机受到强烈撞击；
- * 请勿拆卸或改造麦克风；
- * 请用干布清洁本产品；
- * 长时间使用本产品时，麦克风部分可能会因紫外线（特别是阳光直射）或磨损而变色。

产品参数

- * 类型：背驻极体
- * 指向性：心型
- * 频率响应：50Hz-18kHz
- * 灵敏度：-45dB±3dB
- * 输出阻抗：250Ω±30%
- * 最大声压级：130dB
- * 信噪比：≥70dB
- * 供电：48V幻象电源

版权所有©宁波奥创电子科技有限公司,所有权保留。必要的技术数据和外观更改恕不另行通知。

宁波奥创电子科技有限公司

地址：浙江省宁波市海曙区秀丰工业区三成路76号

电话：+86 574 87150673

传真：0574-87157176

邮箱：sales@alctrion-audio.com

网址：<http://www.alctrion-audio.com>

全国统一服务热线：4000-160-112